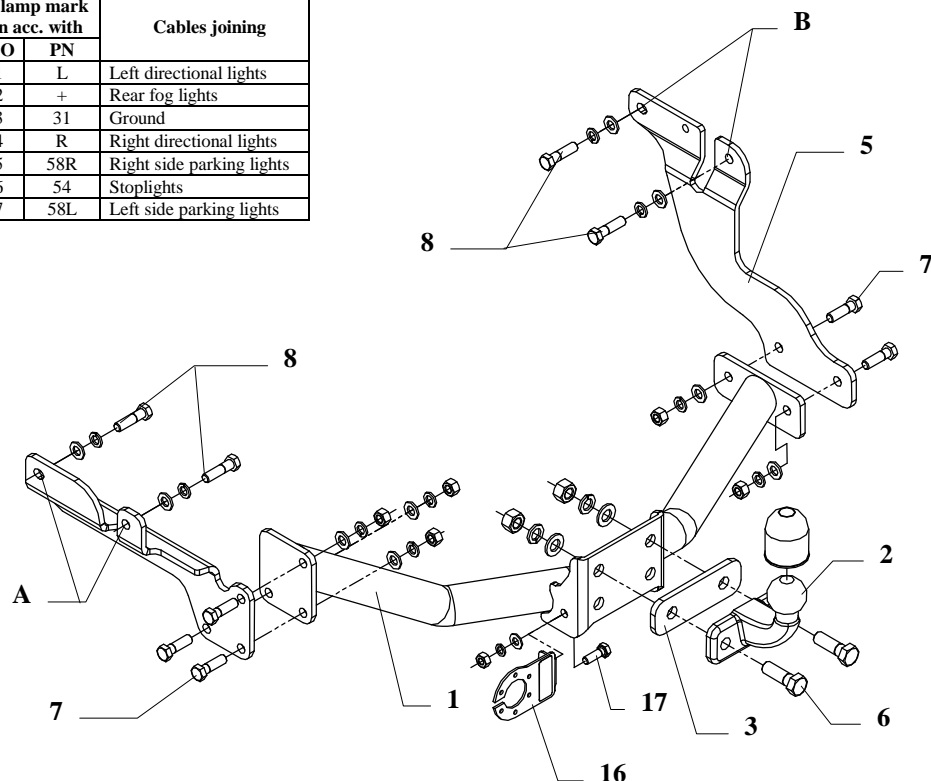


FITTING INSTRUCTION

Clamp mark in acc. with		Cables joining
ISO	PN	
1	L	Left directional lights
2	+	Rear fog lights
3	31	Ground
4	R	Right directional lights
5	58R	Right side parking lights
6	54	Stoplights
7	58L	Left side parking lights



This towing hitch is designed to assembly in following car:
FORD TRANSIT CONNECT produced since 2002, catalogue no. **C46**
 and is prepared to tow trailers max total weight up to **1200 kg** and max
 vertical load **75 kg**.

From manufacturer

Thank you for buying our product. Their reliability has been confirmed in many tests. Reliability of towing hitch depends also on correct assembly and right operation. For this reasons we kindly ask to read carefully this instruction and apply to hints.

The towing hitch should be install in points described by a car producer.

The instruction of the assembly

- Disassemble the spare wheel and take out the muffler from rear handles.
- In chassis members find original holes, two per each side.
 - on the left side fix side bracket pos. 4 through holes pos. A using bolts M12x40mm (pos. 8).
 - on the right side fix side bracket pos. 5 through holes pos. B using bolts M12x40mm (pos. 8).
- Between brackets put body of the towing hitch (pos. 1) and fix it using bolts M12x35mm (pos. 7) according. to the drawing.
- Fix tow-ball (pos. 2) and fish-plate (pos. 3) using bolt M16x50mm (pos. 6) from accessories.
- Fix the socket plate (pos. 16) as shown on the drawing.
- Tighten all bolts according to the torque shown in the table.
- Connect electric wires of 7-poles socket according to the instruction of the car. (Recommend to make at authorized service station)
- Complete paint layer damaged during installation.

Torque settings for nuts and bolts (8,8):		
M6 - 11 Nm	M8 - 25 Nm	M10 - 50 Nm
M12 - 87 Nm	M14 - 138 Nm	M16 - 210 Nm

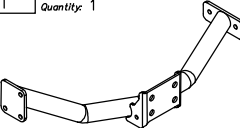






NOTE

After install the towing hitch you should get adequate note in registration book (at authorised service station).The car should be equipped with:

- Indicators
- Tow mirrors

After 1000km check all bolts and nuts. The ball of towing hitch must be always kept clear and conserve with a grease.

Towing hitch accessories:

Pos. 1 Name: Body Quantity: 1	Pos. 5 Name: Right bracket Quantity: 1	Pos. 10 Name: Plain washer Quantity: 9 Dim.: \varnothing 13 mm	Pos. 15 Name: Ball cover Quantity: 1
	Pos. 6 Name: Bolt 8,8 B Quantity: 2 Dim.: M16x50mm	Pos. 11 Name: Spring washer Quantity: 2 Dim.: \varnothing 16,3 mm	Pos. 16 Name: Socket plate Quantity: 1
Pos. 2 Name: Tow-ball Quantity: 1	Pos. 7 Name: Bolt 8,8 B Quantity: 5 Dim.: M12x35mm	Pos. 12 Name: Spring washer Quantity: 9 Dim.: \varnothing 12,2 mm	Pos. 17 Name: Bolt 8,8 B Quantity: 1 Dim.: M10x30mm
	Pos. 8 Name: Bolt 8,8 B Quantity: 4 Dim.: M12x40mm	Pos. 13 Name: Nut 8 B Quantity: 2 Dim.: M16	Pos. 18 Name: Plain washer Quantity: 1 Dim.: \varnothing 10,5 mm
Pos. 3 Name: Fish-plate Quantity: 1		Pos. 14 Name: Nut 8 B Quantity: 5 Dim.: M12	Pos. 19 Name: Spring washer Quantity: 1 Dim.: \varnothing 10,2 mm
Pos. 4 Name: Left bracket Quantity: 1	Pos. 9 Name: Plain washer Quantity: 2 Dim.: \varnothing 17 mm		Pos. 20 Name: Nut 8 B Quantity: 1 Dim.: M10
			



PPUH AUTO-HAK S.J.

Produkcja Haków Holowniczych
Henryk & Zbigniew Nejman
76-200 SŁUPSK ul. Słoneczna 16K
tel/fax (059) 8-414-414; 8-414-413
E-mail: office@autohak.com.pl
www. autohak.com.pl

Towing hitch (without electrical set)

Class: **A50-X** Cat. no. **C46**

Designed for:

Manufacturer: **FORD**

Model: **TRANSIT CONNECT**

produced since 2002

Technical data:

D-value: 8,1 kN

maximum trailer weight: **1200 kg**

maximum vertical cup load: **75 kg**

Approval number according to Directive 94/20/EC: e20*94/20*0106*00

Foreword

This towing hitch is designed according to rules of safety traffic regulations. The towing hitch is a safety component and can be install only by qualified personnel. Any alteration or conversion of the towing hitch is prohibited and would lead to cancellation of design certification. Remove insulating compound and underseal from vehicle (if present) in the area of the matting surfaces of the towing hitch.

The vehicle manufacturer's specifications regarding trailer load and max. vertical cup load are decisive for driving whereat values for the towing hitch cannot be exceeded.

D-value formula:

$$\frac{\text{Max trailer weight [kg]} \times \text{Max vehicle weight [kg]}}{\text{Max trailer weight [kg]} + \text{Max vehicle weight [kg]}} \times \frac{9,81}{1000} = D \text{ [kN]}$$